



Regular Session scheduled for September 9, 2020, at 8:00 AM
In response to COVID-19 precautions, personnel can participate virtually via Zoom

1. Call to Order
2. Consideration and approval of the August 12, 2020 Regular Meeting Minutes
3. Board of Directors' Comments
4. Comments from the Public
5. Consideration for Approval of Claims
6. BakerTilly Presentation – TIF Hulman Airport Development Zone
7. Reports:
 - A. Board of Directors – Committee Reports
 - a. Personnel & Benefits
 - b. Facilities
 - c. Budget & Finance
 - d. Economic Development
 - B. Executive Director's Report
 - C. Treasurer's Report
 - D. Attorney's Report
 - E. Consultant's Report
8. Consideration and Discussion of New Business
9. Consideration and Discussion of Unfinished Business
10. Comments from the Public
11. Comments from the Board of Director's
12. Adjourn



Minutes

Terre Haute Regional Airport Authority
August 12, 2020 – 8:00 a.m.
Airport Conference Room

PRESENT:

Rachel Leslie, President
Brian Short, Vice President (called in)
Rick Burger, Secretary
Dick Baker, Treasurer (called in)
Dan Conley, Member
Bernice Helman, Member

ABSENT:

STAFF PRESENT:

Jeff Hauser, Executive Director
Kara McIntosh, Director of Operations
Kelsey Veatch, Finance Manager (called in)
Matt Anderson, Foreman

OTHERS PRESENT:

John Baer, Woolpert
Scott Craig, Attorney (called in)
Jordan Brown, Hoosier Aviation
Howard Greninger, Tribune Star (called in)

Mrs. Leslie called the meeting to order at 8:04 a.m.

Upon a motion by Mr. Burger, seconded by Mr. Conley and passed by unanimous vote, minutes from the July 8, 2020 meeting were approved.

Comments from the Board of Directors – None

Comments from the Public – None

Upon a motion by Mr. Conley, seconded by Mrs. Helman, and passed by unanimous vote, the Claim Forms dated August 12, 2020 were approved.

Committee Reports:

1. Personnel & Benefits Committee – Mr. Conley reported that the committee met to discuss the 2021 airport employee wages. The personnel & benefit committee's recommendations will be passed to the budget and finance committee to be used in the 2021 budget.
2. Facilities Committee – No report

3. Budget & Finance Committee – Mr. Baker lead a discussion about the 2021 budget. The committee met and reviewed a draft version of the 2021. The committee plans to meet again the following week to finalize the 2021 budget.
4. Economic Development Committee – Mrs. Leslie reported that the economic development committee has met multiple times with Monica Newhouse and the Airport Gateway Strategic Committee discussing the airports involvement. Rick Burger was selected as committee chair for the Airport Gateway Strategic Committee.

Executive Director's Report was presented by Jeff Hauser. The report is attached and part of the official minutes.

Treasurer's Report was presented by Dick Baker. The financials for July 2020 were reviewed and approved by the board and are attached as part of the official minutes.

Attorney's Report – No Report

Consultant's Report was presented by John Baer. The report is attached and part of the official minutes.

Consideration and Discussion of New Business – None

Consideration and Discussion of Unfinished Business – None

Comments from the Public – None

Board of Director's Comments – Mrs. Helman recommended that the airport invest in the capability of hosting the monthly board meeting via Zoom.

Upon a motion by Mr. Burger, the meeting was adjourned at 8:20 a.m.


Rick Burger, Secretary

ACCOUNTS PAYABLE VOUCHER REGISTER SUMMARY

Terre Haute Regional Airport

GOVERNMENTAL UNIT

AGENCY

APV Register Batch - SEPTEMBER 2020 MEETING

Page 1 of 3 Pages

Installed by the Terre Haute Regional Airport-2019

General Form No. 364 (1997) APVREGISTER_SUM.FRX

NOTES:(1) Use both sides of the form if needed. Signatures of governing board should appear only on the final page of each meeting in which accounts payable vouchers are allowed.
(2) The Memorandum is for entering action on accounts payable vouchers if disallowed in whole or in part, if continue to a later meeting of governing board, or for other pertinent information.

Check Date	Vendor	Name of Claimant	Office Department	Amount of Voucher	Amount Allowed	Warrant	Check/Memorandum (See Note (2) Above)
8/18/2020	94	VERIZON WIRELESS	TELEPHONE	138.69	138.69	M1779	PSO IPAD SERVICE (3)
9/01/2020	1	AFLAC	PAYROLL EXPENSES	384.18	384.18	M1782	ADDITIONAL INSURANCE - EE PAID
8/28/2020	90	TERMINIX	PEST CONTROL	73.90	73.90	M1784	PEST CONTROL
9/08/2020	21	CITY OF TERRE HAUTE	SEWER - UTILITY	532.02	532.02	M1796	SEWER - 6/17-7/21 - ACCT#3100153580
8/20/2020	110	DUKE ENERGY	ELECTRIC - UTILITY	4863.70	4863.70	M1800	ELECTRIC - 6/29-7/29 -
8/14/2020	121	PAYCHEX	DUES & SUBSCRIPTIONS	173.90	173.90	M1801	TIME/ATTENDANCE & CLOCK MONTHLY
8/26/2020	138	TRUGREEN	WEED CONTROL	1226.40	1226.40	M1802	WEED CONTROL - LAWN SERVICE
9/01/2020	35	FIRST FINANCIAL BANK	T-HANGAR LOAN	3065.91	3065.91	M1803	THANGAR LOAN - PRINCIPAL
8/07/2020	1600	GROSS PAYROLL	EXECUTIVE DIRECTOR	30303.26	30303.26	M1823	WAGES - CK DATE 8/7/20
8/07/2020	1601	NET WAGES	PAYROLL EXPENSES	17146.77	17146.77	M1824	NET WAGES - PAYROLL CK DATE 8/7/20
8/07/2020	121	PAYCHEX	PAYROLL EXPENSES	87.47	87.47	M1825	PAYROLL PROCESSING FEE
8/07/2020	122	INTERNAL REVENUE SERVICE	PAYROLL EXPENSES	6511.78	6511.78	M1826	FICA - PAYROLL CK DATE 8/7/20
8/07/2020	123	INDIANA DEPARTMENT OF	PAYROLL EXPENSES	1312.90	1312.90	M1827	STATE - PAYROLL CK DATE 8/7/20
8/07/2020	124	INDIANA CENTRAL	PAYROLL EXPENSES	260.00	260.00	M1828	GARNISHMENT - PAYROLL CK DATE
8/07/2020	125	INPRS	PAYROLL EXPENSES	3640.41	3640.41	M1829	PERF EE, ER & ADDITIONAL
8/07/2020	126	HEALTH SAVINGS ACCOUNT	PAYROLL EXPENSES	330.00	330.00	M1830	HSA EE & ER - PAYROLL CK DATE
8/21/2020	1600	GROSS PAYROLL	EXECUTIVE DIRECTOR	29870.65	29870.65	M1831	WAGES - PAYROLL CK DATE 8/21/20
8/21/2020	1601	NET WAGES	PAYROLL EXPENSES	16905.32	16905.32	M1832	NET WAGES
8/21/2020	121	PAYCHEX	PAYROLL EXPENSES	87.47	87.47	M1833	PAYROLL PROCESSING FEES
8/21/2020	122	INTERNAL REVENUE SERVICE	PAYROLL EXPENSES	6392.34	6392.34	M1834	FICA - PAYROLL CK DATE 8/21/20
8/21/2020	123	INDIANA DEPARTMENT OF	PAYROLL EXPENSES	1293.27	1293.27	M1835	STATE - PAYROLL CK DATE 8/21/20
8/21/2020	124	INDIANA CENTRAL	PAYROLL EXPENSES	260.00	260.00	M1836	GARNISHMENT - PAYROLL CK DATE
8/21/2020	125	INPRS	PAYROLL EXPENSES	3588.32	3588.32	M1837	PERF EE, ER, & ADDITIONAL
8/21/2020	126	HEALTH SAVINGS ACCOUNT	PAYROLL EXPENSES	330.00	330.00	M1838	HSA EE & ER
8/19/2020	93	VECTREN	GAS - UTILITY	302.22	302.22	M1839	GAS - 6/26-7/29 - ACCT#51896681
8/24/2020	44	INDIANA AMERICAN WATER	WATER - UTILITY	238.13	238.13	M1840	WATER - 7/2-8/3 - ACCT#210005635963
8/13/2020	133	FEDEX	POSTAGE & LEASE	15.42	15.42	M1841	POSTAGE FOR PACKAGE
8/17/2020	91	TIME WARNER CABLE	CABLE	464.92	464.92	M1842	CABLE
8/28/2020	216	PRINCIPAL LIFE INSURANCE	GROUP INSURANCE	288.18	288.18	M1845	LIFE INSURANCE - ER PORTION
8/21/2020	110	DUKE ENERGY	ELECTRIC - UTILITY	3422.88	3422.88	M1846	ELECTRIC - 6/29-7/29 -
8/31/2020	79	REPUBLIC SERVICES #694	WASTE DISPOSAL	602.66	602.66	M1847	WASTE DISPOSAL
8/10/2020	44	INDIANA AMERICAN WATER	WATER - UTILITY	756.64	756.64	M1848	WATER - 1/28-7/21 - ACCT#22003430184
8/26/2020	37	FRONTIER COMMUNICATIONS	TELEPHONE	128.28	128.28	M1849	TELEPHONE SERVICE *3344
8/26/2020	96	VISION SERVICE PLAN	GROUP INSURANCE	124.80	124.80	M1850	VISION COVERAGE - ER PORTION
9/01/2020	4	ANTHEM BLUE CROSS BLUE	GROUP INSURANCE	9799.58	9799.58	M1851	HEALTH - ER PORTION
9/01/2020	46	JOHN DEERE FINANCIAL	GROUPS MAINTENANCE	9.95	9.95	M1852	GREASE
9/09/2020	157	LOUGH BROS ROOFING &	TIF CONSTRUCTION	3644.93	3644.93	1035	BOX HANGAR ROOF REPAIRS
9/09/2020	78	RELIABLE GARAGE DOORS	TIF CONSTRUCTION	4111.21	4111.21	1036	BOTTOM ROLLER BRACKETS ON
9/09/2020	86	SYCAMORE ENGINEERING,	TIF CONSTRUCTION	597.75	597.75	1037	FLUSH LINES - BOX HANGARS
9/09/2020	247	JIM DAVIS CARPET CLEANING	TIF CONSTRUCTION	1845.95	1845.95	1038	WATER DAMAGE - MITIGATION
8/12/2020	241	LEHMAN ROOFING, INC	ISU ROOF	93847.50	93847.50	12645	ISU ROOF PROJECT

ACCOUNTS PAYABLE VOUCHER REGISTER SUMMARY

Terre Haute Regional Airport

GOVERNMENTAL UNIT

AGENCY

NOTES:(1) Use both sides of the form if needed. Signatures of governing board should appear only on the final page of each meeting in which accounts payable vouchers are allowed.
(2) The Memorandum is for entering action on accounts payable vouchers if disallowed in whole or in part, if continue to a later meeting of governing board, or for other pertinent information.

Installed by the Terre Haute Regional Airport-2019

General Form No. 364 (1997) APVREGISTER_SUM.FRX

Check Date	Vendor	Name of Claimant	Office Department	Amount of Voucher	Amount Allowed	Warrant	Check/Memorandum (See Note (2) Above)
9/09/2020	229	A-1 SANITATION	WASTE DISPOSAL	85.00	85.00	12646	PORTABLE TOILET MONTHLY CHARGE
9/09/2020	3	AIRGAS USA, LLC	BOTTLED GAS	104.29	104.29	12647	CYL RENTAL
9/09/2020	242	ALISHEAU KLOPFER	PROMOTIONAL/MARKETIN	3100.00	3100.00	12648	106 TUMBLERS W/ LOGO
9/09/2020	246	ARFF SPECIALISTS, LLC	ARFF TRAINING - OPS	2150.00	2150.00	12649	ARFF TRAINING
9/09/2020	234	BELLE TIRE	TIRES	419.96	419.96	12650	TIRES
9/09/2020	15	BOB WEAVER MARKETING	PROMOTIONAL/MARKETIN	750.00	750.00	12651	SOCIAL MEDIA EDITS/ PAGE
9/09/2020	161	BUNCH NURSERIES	GROUNDS MAINTENANCE	309.37	309.37	12652	ACTIVATE & REPAIR IRRIGATION
9/09/2020	20	CINTAS CORPORATION #370	MAINTENANCE UNIFORMS	815.66	815.66	12653	MAINTENANCE UNIFORMS
9/09/2020	169	CO-ALLIANCE	GASOLINE & DIESEL	2646.37	2646.37	12654	218 GAL UNL
9/09/2020	23	COMPLETE OUTDOOR	GARAGE & MOTOR	1511.26	1511.26	12655	WEED EATER HEADS & STRING, BELT,
9/09/2020	24	COX, ZWERNER, GAMBILL &	TIF - PROFESSIONAL	1042.00	1042.00	12656	LEGAL SERVICES FOR TIF
9/09/2020	148	DEPARTMENT OF HOMELAND	INSPECTIONS & LICENSE	125.00	125.00	12657	SERVICE WATER HEATER
9/09/2020	26	DONLEY SAFETY	ARFF VEHICLES	51.83	51.83	12658	HANDLE KIT
9/09/2020	102	EARL RODGERS &	GROUNDS MAINTENANCE	210.60	210.60	12659	NEW AMERICAN & INDIANA FLAGS
9/09/2020	245	FIRST FINANCIAL BANK, NA	OFFICE SUPPLIES - ADMIN	1293.49	1293.49	12660	SPOONS, CUPS, TAPE, FORKS, HAND
9/09/2020	38	GREAT AMERICA FINANCIAL	COPIER LEASE	483.42	483.42	12661	COPIER LEASE
9/09/2020	39	GRIZZLY, INC.	BUILDING MAINTENANCE	849.43	849.43	12662	CONSTRUCTION HARNESSES &
9/09/2020	41	HEALTH RESOURCES, INC	GROUP INSURANCE	1268.45	1268.45	12663	DENTAL INSURANCE - ER PORTION
9/09/2020	36	JEFFREY FOX	CONTRACT SERVICES	2160.00	2160.00	12664	POS COVERAGE - 72 HRS (\$30/HR)
9/09/2020	231	JOHN BURNS	CONTRACT SERVICES	360.00	360.00	12665	PSO COVERAGE - 12 HRS (\$30/HR)
9/09/2020	48	JOINK	INTERNET	199.00	199.00	12666	INTERNET
9/09/2020	238	JOSH THOMPSON	TRAVEL - ADMIN	40.00	40.00	12667	GAS - ARFF TRAINING
9/09/2020	243	LED INDY	BUILDING MAINTENANCE	11042.00	11042.00	12668	NEW LIGHTS IN FLIGHT SERVICE
9/09/2020	241	LEHMAN ROOFING, INC	ISU ROOF	13275.00	13275.00	12669	ISU REROOF PROJECT
9/09/2020	157	LOUGH BROS ROOFING &	ISU ROOF	10000.00	10000.00	12670	MILLS ROOF REPAIRS
9/09/2020	62	MENARDS - NORTH TERRE	BUILDING MAINTENANCE	2513.26	2513.26	12671	DAMPER & DIFFUSER
9/09/2020	224	MENARDS - SOUTH TERRE	BUILDING MAINTENANCE	362.45	362.45	12672	SAND, LIGHT PANELS, LIGHT BULBS,
9/09/2020	244	NATIONAL BUSINESS	DUES & SUBSCRIPTIONS	554.00	554.00	12673	COMPANY MEMBERSHIP DUES
9/09/2020	64	NEAL TIRE AND AUTO	TIRES	260.70	260.70	12674	TIRES
9/09/2020	159	NORM'S MIRROR IMAGE	BUILDING MAINTENANCE	671.20	671.20	12675	TEMPERED GLASS & INSTALLATION
9/09/2020	67	O'REILLY	GARAGE & MOTOR	405.93	405.93	12676	SPEAKER
9/09/2020	178	OFFICE PRIDE	JANITORIAL SERVICES	1403.32	1403.32	12677	JANITORIAL SERVICES -
9/09/2020	72	PREFERRED CONSTRUCTION,	GROUNDS MAINTENANCE	41120.00	41120.00	12678	NEW ROADWAY
9/09/2020	78	RELIABLE GARAGE DOORS	BUILDING MAINTENANCE	1221.05	1221.05	12679	NEW SIDING REPAIRS
9/09/2020	204	ROBERT DIETRICK	BUILDING MAINTENANCE	868.00	868.00	12680	SERVICE CALL ON BOX HANGAR FANS
9/09/2020	82	SERVICEMASTER CONTRACT	JANITORIAL SERVICES	1800.00	1800.00	12681	JANITORIAL SERVICES - FAA TOWER
9/09/2020	83	SHERWIN-WILLIAMS CO.	AIRFIELD PAINT &	5382.00	5382.00	12682	AIRFIELD PAINT
9/09/2020	85	STAPLES BUSINESS CREDIT	OFFICE SUPPLIES - OPS	181.90	181.90	12683	CLOCK & HIGHLIGHTERS
9/09/2020	86	SYCAMORE ENGINEERING,	BUILDING MAINTENANCE	3349.60	3349.60	12684	SERVICE CALL
9/09/2020	88	TABCO BUSINESS FORMS,	PROMOTIONAL/MARKETIN	54.94	54.94	12685	LAMINATE MAP
9/09/2020	186	THOMAS LITTLE III	CONTRACT SERVICES	360.00	360.00	12686	PSO COVERAGE - 12 HRS (\$30/HR)

ACCOUNTS PAYABLE VOUCHER REGISTER SUMMARY

Terre Haute Regional Airport

GOVERNMENTAL UNIT

AGENCY

NOTES:(1) Use both sides of the form if needed. Signatures of governing board should appear only on the final page of each meeting in which accounts payable vouchers are allowed.
 (2) The Memorandum is for entering action on accounts payable vouchers if disallowed in whole or in part, if continue to a later meeting of governing board, or for other pertinent information.


Installed by the Terre Haute Regional Airport-2019

General Form No. 364 (1997) APVREGISTER_SUM.FRX

Check Date	Vendor	Name of Claimant	Office Department	Amount of Voucher	Amount Allowed	Warrant	Check/Memorandum (See Note (2) Above)
9/09/2020	51	TRIBUNE STAR	LEGAL PUBLICATIONS	9.85	9.85	12687	DBE NOICE IN PAPER
9/09/2020	92	VALLEY ELECTRIC SUPPLY	BUILDING MAINTENANCE	680.52	680.52	12688	BALLAST
9/09/2020	95	VIGO MACHINE SHOP INC.	GATES & FENCING	35.00	35.00	12689	REPAIR GALVANIZED BRACKET
9/09/2020	221	WEST SIDE TRACTOR SALES	GARAGE & MOTOR	36.04	36.04	12690	CAP
9/09/2020	150	WOOLPERT	TIF - PROFESSIONAL	3170.00	3170.00	12691	BOILER RFP DEVELOPMENT
		Checks: 0- 12691		367711.55	367711.55		

I hereby certify that each of the above listed vouchers and the invoices, or bills attached thereto, are true and correct and I have audited same in accordance with IC 5-11-10-1.6

9/9 2020






Fiscal Officer

ALLOWANCE OF ACCOUNTS PAYABLE VOUCHERS

Terre Haute Regional Airport

We have examined the Accounts Payable Vouchers listed on the foregoing Register of Accounts Payable Vouchers consisting of 3 pages and except for accounts payables not allowed as shown on the Register such accounts payables are hereby allowed in the total amount of \$ 367711.55.

Dated this 9th day of September, 2020

 _____
 _____
 _____
Signatures of Governing Board



Corporate Account Name: T.H. REGIONAL AIRPORT AUTH
Account Name: KARA MCINTOSH

Corporate Number: THREGION
Account Number Ending In: 1032

Summary of Account Activity

Previous Account Balance	\$2,259.83	Statement Closing Date	08/25/2020
Payments and Credits	\$2,287.27	Days This Period	31
Purchases and Debits	\$1,320.93	Credit Limit	\$10,000.00
Cash Advances	\$0.00	Available Credit	\$8,706.00
Fees	\$0.00	Cash Limit	\$10,000.00
Finance Charges	\$0.00	Available Cash	\$8,706.00
New Ending Balance	\$1,293.49	Payment Due Date	09/22/2020
Total Amount of Disputes	\$0.00	Payment Amount Due	\$25.00

Questions? View your account information online at www.first-online.bank or call our Customer Service Center toll free at 1-888-999-1049 or 1-531-233-6356.

Send Billing Inquiries and Correspondence to: P. O. Box 2087, Omaha, NE 68103-2087.

Mail Payments to: P. O. Box 2711, Omaha, NE 68103-2711.

First Financial Bank, NA
PO Box 2122
Terre Haute, IN 47802-0122



Check this box to indicate any ADDRESS CHANGES detailed on back.

Account Number XXXXXXXXXXXXX1032
Payment Due Date 09/22/2020
New Balance \$1,293.49
Minimum Payment Due \$25.00

KARA MCINTOSH
T.H. REGIONAL AIRPORT AUTH
581 S AIRPORT ST
TERRE HAUTE IN 47803-9705

00000783
0108



Make Check Payable To: \$

First Financial Bank, NA
P. O. Box 2711
Omaha, NE 68103-2711





First Financial Bank

Important Information

THANK YOU FOR CHOOSING FIRST FINANCIAL BANK FOR YOUR CREDIT CARD NEEDS.

Transactions

Post Date	Tran Date	Reference Number	Transaction Description	\$Amount
08/18	08/18	8559295KP00XSXJ0J	PAYMENT - THANK YOU	\$2,259.83-
08/04	08/04	5531020KA WESMZR5Q	AMERICAN 00106191826879 80043373 CREDIT	\$27.44-
07/26	07/23	5548382JYATDKEFEJ	SAMSCLUB.COM 888-746-7726 AR	\$139.58
07/26	07/24	5543286JY5V4SSPQ2	AMZN MKTP US*MV5UB0HS0 AMZN.COM/BILL WA	\$47.51
07/26	07/24	7541823JY2W2FFHJX	EIG*CONSTANTCONTACT.CO 855-2295506 MA	\$20.00
07/27	07/24	5548382K0ATDM1KT7	SAMSCLUB.COM 888-746-7726 AR	\$49.38
08/03	08/01	5548382K7ATE1FLKW	SAMSCLUB.COM 888-746-7726 AR	\$29.14
08/13	08/11	5550590KJ218QN1EP	GOOGLE*GOOGLE STORAGE INTERNET CA	\$9.99
08/14	08/14	5543286KK5SBR3DMA	WEATHERTECH DIRECT LLC 800-441-6287 IL	\$129.95
08/14	08/14	5543286KK5SBR3Q3B	WEATHERTECH DIRECT LLC 800-441-6287 IL	\$189.90
08/17	08/17	1527021KN001653TZ	MSFT * E0700BXZ6H MSBILL.INFO WA	\$8.83
08/19	08/17	5548382KPATEVT55D	SAMSCLUB.COM 888-746-7726 AR	\$350.10
08/19	08/18	0541019KP0H2GR48Y	ENTERPRISE RENT-A-CAR TERRE HAUTE IN	\$142.66
08/20	08/20	8510165KSLQBFV6PA	ALL HANDS FIRE EQUIPME 888-681-1009 NJ	\$53.99
08/21	08/21	5542950KSJHS73HTP	ZOOM.US 888-799-9666 8887999666 CA	\$149.90
			Total Activity	\$966.34-
			Total Fees This Period	\$0.00
08/25	08/25		Interest Charge on Purchases	\$0.00
08/25	08/25		Interest Charge on Cash Advances	\$0.00
			Total Interest This Period	\$0.00

Finance Charges

Type of Balance	Annual Percentage Rate (APR)	Balance Subject To Interest Rate	Interest Charge
Purchases	15.99% (v)	\$0.00	\$0.00
Cash Advance	24.99% (v)	\$0.00	\$0.00
Balance Transfer	15.99% (v)	\$0.00	\$0.00

(v) = variable rate



Mastercard Claims - 7/26/2020 - 8/25/2020

Pymt Due Date September 22, 2020

Acct#/Name	Date	Transaction	Amount	Account #	Description
1032 McIntosh	8/4	American Airlines	-\$27.44	100-001-324 Travel - Admin	Flight - AAAE Annual Conference (<i>Seat Refund</i>)
	7/26	Sams Club	\$139.58	100-001-233 Janitorial Supplies	Toilet Paper, Hand Soaps
	7/26	Amazon	\$47.51	100-001-237 Maintenance Uniforms	Neck Scarves
	7/26	Constant Contact	\$20.00	100-001-330 Promotional/Marketing	Monthly Subscription
	7/27	Sams Club	\$49.38	100-001-200 Office Supplies - Admin	Soap, Hand towels
	8/3	Sams Club	\$29.14	100-001-200 Office Supplies - Admin	Spoons, forks, packing tape
	8/13	Google Storage	\$9.99	100-001-311 Computer Software Maint/Fees	Google Storage - Monthly Fee
	8/14	WeatherTech	\$129.95	100-001-403 Equipment	Floor Liners - New Durango
	8/14	WeatherTech	\$189.90	100-001-403 Equipment	Floor Liners - New Durango
	8/17	Microsoft	\$8.83	100-001-311 Computer Software Maint/Fees	Microsoft Office - Monthly Fee

	8/19	Sams Club	\$350.10	100-001-200 Office Supplies - Admin & 100-001-233 Janitorial Supplies & 100-001-400 Furniture	Cups, Kleenex towels, podium for board room
	8/19	Enterprise	\$142.66	100-001-324 Travel - Admin	Rental car - ARFF Training - Thompson
	8/20	All Hands Fire Equipment	\$53.99	100-001-214 Garage & Motor	Brass Handle
	8/21	Zoom	\$149.90	100-001-311 Computer Software Maint/Fees	Annual Zoom fee - Veatch
TOTAL CHARGED			\$1,293.49		Current Month Charges/Balance Due

**BALANCE DUE \$1,293.49
TOTAL**

Information Prepared by:

Information Reviewed by:

Kelsey Veatch, Finance Office Manager

Jeff Hauser, Executive Director



**Terre Haute Regional Airport
Director's Report from Jeff Hauser
9 September, 2020**

1. Construction on the next three box hangars is near completion. The exterior is completed and finishing up interior. Tentatively looking at mid-October for completion.
2. TH Airport Strategic Corridor update – meetings have resumed and Mr. Rick Burger is now heading up the committee.
3. ISU roof project is complete.
4. Women's Air Race Classic terminus is scheduled for the end of June 2021.
5. The Exit Conference for the State Board of Accounts audit was completed on 13 August. The audit went well considering the challenges with COVID-19.
6. The FAA Part 139 Airport Inspection Program has been modified. The inspection is now to be completed virtually. All paperwork was due to the FAA on 12 August.
7. F-35 update – One of the top 5 finalists.
8. Upcoming Conferences – Most conferences have been either postponed or canceled at this time. However, Aviation Indiana Annual Conference has changed to a Virtual event. The conference will be held over two mornings in October.



2020 Conferences and Trade Shows

(Please let me know your interest and/or I will ask pending your expertise)

- **January 5-10 - Aviation Issues – Legislative – Hawaii**
- **January 25-28 - Air Cargo Trade Show –Nashville TN**
- **Aviation Indiana Legislative Day – Indianapolis – Feb 12th (today)**
- **March 5-7 - Women in Aviation**
- **March 10-13 - NBAA Schedulers and Dispatchers – (with Hoosier Aviation) – In progress**
- **Washington Legislative Conference — Will be represented by Aviation Indiana (General Aviation Funding)**
- **April 6-8 - Economic Development Conference (with Land Development Workshop) Minneapolis**
- **April 28-30 - MRO – Dallas (Bernice / Kristin Craig / Jeff/ Kara)**
- **June 28 - Women’s Air Race Classic Terminus –Terre Haute**
- **October 6-8 - NBAA – Orlando - Canceled**
- **October 14/15 - Aviation Indiana– Virtual**



Terre Haute Regional Airport (HUF) Engineering Report – September 9, 2020

General:

FAA/INDOT Updates – The FAA has agreed to fund the Wildlife Hazard Assessment this year. Discuss next steps for obtaining the grant.

Airspace Submittals/Requests – No known airspace submittals/requests

AIP 43/44 Airport Layout Plan (ALP) Update

Project Update – We met with Jeff and Kara to discuss future alternatives for inclusion into the ALP. Based on that meeting, the following is an estimated timeline to complete the project, as submitted to the FAA:

- **September 25th** – Submit ALP to FAA for review and approval
 - **November 27th** – Receive FAA Comments
 - **December 31st** – Address FAA Comments and Submit Final ALP for approval
-

AIP 47/Local West Quad Development:

Project Update:

- **Division A & B** – I’ve had correspondence with both contractors and discussed anticipated schedule. Likely, the Division B work will take place the end of this month and Division A will wrap up behind that in early October. All of this is pending final acceptance of the Division C work.
 - **Division C** – Discuss project status/schedule
-

Other/Notes:

Installed by the Terre Haute Regional Airport-2019

Fund Report

All Funds
From 08/01/2020 Thru 08/31/2020
Grouped By Bank
Ordered By Fund

FUND TITLE	BALANCE BEG OF YEAR	REVENUE YTD	DISBURSED YTD	BALANCE BEG OF MONTH	REVENUE MTD	DISBURSED MTD	CURRENT BALANCE
**Bank 1							
100 GENERAL OPERATING FUND	979404.65	1470992.90	1547567.20	971492.12	106460.59	175122.36	902830.35
150 RAINY DAY	299978.40	246586.95	93847.50	546565.35	0.00	93847.50	452717.85
175 COVID-19 AIRPORT GRANT	0.00	0.00	0.00	0.00	0.00	0.00	0.00
200 CUMULATIVE BUILDING	77251.61	34205.49	0.00	111457.10	0.00	0.00	111457.10
208 LEVY EXCESS FUND	1720.02	0.00	0.00	1720.02	0.00	0.00	1720.02
300 TIF	699333.05	372514.28	684774.73	683772.68	0.00	296700.08	387072.60
500 FAA HOLDINGS	552732.42	449.96	0.00	553182.38	0.00	0.00	553182.38
806 PAYROLL	193.90	584404.78	582534.07	1956.24	60173.91	60065.54	2064.61
SubTotal Bank 1	2610614.05	2709154.36	2908723.50	2870145.89	166634.50	625735.48	2411044.91
**Bank 2							
400 FEDERAL PROJECTS (AIP)	-117268.78	583147.06	541505.29	-97161.21	21534.20	0.00	-75627.01
444 FED PROJ - AIP #44	0.00	0.00	0.00	0.00	0.00	0.00	0.00
446 FED PROJ - AIP #46	0.00	0.00	0.00	0.00	0.00	0.00	0.00
447 FED PROJ - AIP #47	0.00	0.00	0.00	0.00	0.00	0.00	0.00
SubTotal Bank 2	-117268.78	583147.06	541505.29	-97161.21	21534.20	0.00	-75627.01
**Bank 3							
350 TIF CONSTRUCTION LOAN	1194814.79	18271.87	863413.41	329673.25	0.00	0.00	329673.25
SubTotal Bank 3	1194814.79	18271.87	863413.41	329673.25	0.00	0.00	329673.25
*** GRAND TOTAL ***	3688160.06	3310573.29	4333642.20	3102657.93	188168.70	625735.48	2665091.15

Appropriation Report

Only Appropriated Accounts
 Check Date From 08/01/2020 Thru 08/31/2020
 Grouped By Fund, Category
 Ordered By Appropriation

APPROP	TITLE	FORWARDED	CURRENT	TRANSFRD	ADDL/ADJ	ENCUM	EXP-MTD	EXP-YTD	LIQ NOT EXP FWD	UNENCUM BAL	UNEXPEND BAL	% LEFT
**Fund 100												
**Category 1												
100001100.000	EXECUTIVE DIRECTOR	0.00	124288.00	0.00	0.00	0.00	9523.62	80950.77	0.00	43337.23	43337.23	34.86%
100001102.000	OPS MANAGER - AIRFIELD	0.00	55807.00	0.00	0.00	0.00	0.00	11613.99	0.00	44193.01	44193.01	79.18%
100001103.000	OPERATIONS FOREMAN	0.00	50951.00	0.00	0.00	0.00	3996.80	33972.80	0.00	16978.20	16978.20	33.32%
100001104.000	OPERATIONS MECHANIC	0.00	45766.00	0.00	0.00	0.00	3533.60	29869.13	0.00	15896.87	15896.87	34.73%
100001105.000	OPS TECHS - AIRFIELD	0.00	288620.00	0.00	0.00	0.00	9572.80	114640.24	0.00	173979.76	173979.76	60.27%
100001106.000	OPS TECHS - SECURITY	0.00	181053.00	0.00	0.00	0.00	12369.60	107742.92	0.00	73310.08	73310.08	40.49%
100001107.000	DIRECTOR AIRPORT	0.00	93243.00	0.00	0.00	0.00	7144.80	60732.40	0.00	32510.60	32510.60	34.86%
100001108.000	FINANCE MANAGER	0.00	40000.00	0.00	0.00	0.00	3076.92	26153.82	0.00	13846.18	13846.18	34.61%
100001109.000	ARFF INCENTIVE PAY	0.00	4000.00	0.00	0.00	0.00	153.84	1480.71	0.00	2519.29	2519.29	62.98%
100001110.000	BOARD MEMBERS	0.00	2500.00	0.00	0.00	0.00	0.00	1365.00	0.00	1135.00	1135.00	45.40%
100001120.000	OVERTIME - OPS AIRFIELD	0.00	9585.00	0.00	0.00	0.00	78.80	127.86	0.00	9457.14	9457.14	98.66%
100001121.000	OVERTIME - OPS SECURITY	0.00	3195.00	0.00	0.00	0.00	814.92	11571.18	0.00	-8376.18	-8376.18	***.***
100001130.000	SOCIAL SECURITY	0.00	57000.00	0.00	0.00	0.00	3010.27	28744.86	0.00	28255.14	28255.14	49.57%
100001131.000	MEDICARE	0.00	13500.00	0.00	0.00	0.00	704.02	6722.62	0.00	6777.38	6777.38	50.20%
100001132.000	UNEMPLOYMENT INSURANCE	0.00	10000.00	0.00	0.00	0.00	0.00	0.00	0.00	10000.00	10000.00	100.00%
100001133.000	WORKER'S COMP INSURANCE	0.00	25000.00	0.00	0.00	0.00	0.00	0.00	0.00	25000.00	25000.00	100.00%
100001134.000	GROUP INSURANCE	0.00	200000.00	0.00	0.00	0.00	8439.19	70829.01	0.00	129170.99	129170.99	64.58%
100001135.000	H.S.A EMPLOYER CONTRIBUTION	0.00	11000.00	0.00	0.00	0.00	0.00	9750.00	0.00	1250.00	1250.00	11.36%
100001136.000	PERF	0.00	102000.00	0.00	0.00	0.00	5668.98	53935.13	0.00	48064.87	48064.87	47.12%
100001137.000	CELL STIPEND	0.00	5700.00	0.00	0.00	0.00	350.00	3150.00	0.00	2550.00	2550.00	44.73%
100001140.000	EMPLOYEE SCREENING	0.00	900.00	0.00	0.00	0.00	0.00	0.00	0.00	900.00	900.00	100.00%
SubTotal Category 1		0.00	1324108.00	0.00	0.00	0.00	68438.16	65352.44	0.00	670755.56	670755.56	50.65%
**Category 2												
100001200.000	OFFICE SUPPLIES - ADMIN	0.00	6000.00	0.00	0.00	0.00	119.24	830.21	0.00	5169.79	5169.79	86.16%
100001201.000	OFFICE SUPPLIES - OPS	0.00	500.00	0.00	0.00	0.00	25.96	86.64	0.00	413.36	413.36	82.67%
100001202.000	OFFICE SUPPLIES - OPS	0.00	500.00	0.00	0.00	0.00	0.00	151.41	0.00	348.59	348.59	69.71%
100001203.000	SAFETY SUPPLIES	0.00	1200.00	0.00	0.00	0.00	335.12	1024.37	0.00	175.63	175.63	14.63%
100001210.000	GASOLINE & DIESEL	0.00	55000.00	0.00	0.00	0.00	1301.16	11224.49	0.00	43775.51	43775.51	79.59%
100001211.000	OIL	0.00	3000.00	0.00	0.00	0.00	0.00	1391.25	0.00	1608.75	1608.75	53.62%
100001212.000	TIRES	0.00	8000.00	0.00	0.00	0.00	0.00	3402.49	0.00	4597.51	4597.51	57.46%
100001213.000	ARFF GEAR	0.00	12000.00	0.00	0.00	0.00	0.00	429.40	0.00	11570.60	11570.60	96.42%

Appropriation Report

APPROP	TITLE	FORWARDED	CURRENT	TRANSFRD	ADDL/ADJ	ENCUM	EXP-MTD	EXP-YTD	LIQ NOT EXP FWD	UNENCUM BAL	UNEXPEND BAL	% LEFT
100001214.000	GARAGE & MOTOR	0.00	75000.00	0.00	0.00	0.00	2164.61	23401.85	0.00	51598.15	51598.15	68.79%
100001215.000	PUBLIC SAFETY & EQUIP.	0.00	3000.00	0.00	0.00	0.00	974.77	1049.66	0.00	1950.34	1950.34	65.01%
100001216.000	ARFF VEHICLES	0.00	1500.00	0.00	0.00	0.00	0.00	0.00	0.00	1500.00	1500.00	100.00%
100001230.000	BUILDING MAINTENANCE	0.00	175000.00	0.00	0.00	0.00	39648.80	78379.88	0.00	96620.12	96620.12	55.21%
100001232.000	GROUNDS MAINTENANCE	0.00	35000.00	0.00	0.00	0.00	10688.69	15957.66	0.00	19042.34	19042.34	54.40%
100001233.000	JANITORIAL SUPPLIES & TOOLS	0.00	1500.00	0.00	0.00	0.00	139.18	635.13	0.00	864.87	864.87	57.65%
100001234.000	BITUMINOUS	0.00	3500.00	0.00	0.00	0.00	204.95	604.30	0.00	2895.70	2895.70	82.73%
100001236.000	AIRFIELD PAINT & SUPPLIES	0.00	105000.00	0.00	0.00	0.00	0.00	58460.00	0.00	46540.00	46540.00	44.32%
100001237.000	MAINTENANCE UNIFORMS	0.00	25000.00	0.00	0.00	0.00	293.98	22553.48	0.00	2446.52	2446.52	9.78%
100001238.000	UREA, SAND & DEICING	0.00	12000.00	0.00	0.00	0.00	471.40	4871.66	0.00	7128.34	7128.34	59.40%
100001239.000	LIGHTING SUPPLIES - AIRFIELD	0.00	25000.00	0.00	0.00	0.00	0.00	10537.40	0.00	25000.00	25000.00	100.00%
100001240.000	FUEL FARM MAINTENANCE	0.00	10000.00	0.00	0.00	0.00	251.01	16220.93	0.00	14462.60	14462.60	57.85%
100001241.000	BOTTLED GAS	0.00	1500.00	0.00	0.00	0.00	0.00	575.57	0.00	924.43	924.43	61.62%
100001242.000	ENVIRONMENTAL COMPLIANCE	0.00	1000.00	0.00	0.00	0.00	0.00	100.00	0.00	900.00	900.00	90.00%
100001243.000	LIGHTING SUPPLIES -	0.00	2000.00	0.00	0.00	0.00	0.00	6877.01	0.00	-4877.01	-4877.01	*** **%
100001244.000	WEED CONTROL	0.00	7500.00	0.00	0.00	0.00	2440.36	4158.34	0.00	3341.66	3341.66	44.55%
100001245.000	GATES & FENCING	0.00	5000.00	0.00	0.00	0.00	59.04	59.04	0.00	4940.96	4940.96	98.81%
100001250.000	PSO UNIFORMS	0.00	2000.00	0.00	0.00	0.00	0.00	656.22	0.00	1343.78	1343.78	67.18%
SubTotal Category 2		0.00	601700.00	0.00	0.00	0.00	59118.27	263638.39	0.00	338061.61	338061.61	56.18%
**Category 3												
100001300.000	FIRE SYSTEM INSPECTIONS	0.00	8500.00	0.00	0.00	0.00	682.95	2090.60	0.00	6409.40	6409.40	75.40%
100001301.000	JANITORIAL SERVICES	0.00	40000.00	0.00	0.00	0.00	1800.00	21863.24	0.00	18136.76	18136.76	45.34%
100001302.000	ARFF TRAINING - OPS AIRFIELD	0.00	3000.00	0.00	0.00	0.00	0.00	620.00	0.00	2380.00	2380.00	79.33%
100001303.000	PROFESSIONAL DEVELOPMENT	0.00	15000.00	0.00	0.00	0.00	0.00	427.00	0.00	14573.00	14573.00	97.15%
100001304.000	PROF DEV - OPS SECURITY	0.00	1500.00	0.00	0.00	0.00	0.00	0.00	0.00	1500.00	1500.00	100.00%
100001305.000	PROF DEV - OPS AIRFIELD	0.00	2500.00	0.00	0.00	0.00	0.00	0.00	0.00	2500.00	2500.00	100.00%
100001306.000	CONTRACT SERVICES	0.00	10000.00	0.00	0.00	0.00	0.00	8280.00	0.00	1720.00	1720.00	17.20%
100001307.000	AUDIT EXPENSES	0.00	8000.00	0.00	0.00	0.00	0.00	0.00	0.00	8000.00	8000.00	100.00%
100001308.000	PEST CONTROL	0.00	2000.00	0.00	0.00	0.00	147.80	1165.40	0.00	834.60	834.60	41.73%
100001309.000	CONTRACT SERVICES -	0.00	130000.00	0.00	0.00	0.00	20000.00	20000.00	0.00	110000.00	110000.00	84.61%
100001310.000	CONTRACT SERVICES - LEGAL	0.00	18000.00	0.00	0.00	0.00	847.00	8234.65	0.00	9765.35	9765.35	54.25%
100001311.000	COMPUTER SOFTWARE	0.00	8000.00	0.00	0.00	0.00	43.82	7857.03	0.00	142.97	142.97	1.78%
100001313.000	IT SERVICES/CONSULTING	0.00	6000.00	0.00	0.00	0.00	500.00	3500.00	0.00	2500.00	2500.00	41.66%
100001314.000	BUSINESS EXP & DEVELOPMENT	0.00	75000.00	0.00	0.00	0.00	691.91	3003.94	0.00	71996.06	71996.06	95.99%
100001315.000	CREDIT CARD FEES	0.00	100.00	0.00	0.00	0.00	0.00	0.00	0.00	100.00	100.00	100.00%

Appropriation Report

APPROP	TITLE	FORWARDED	CURRENT	TRANSFRD	ADDL/ADJ	ENCUM	EXP-MTD	EXP-YTD	LIQ NOT EXP FWD	UNENCUM BAL	UNEXPEND BAL	% LEFT
100001320.000	POSTAGE & LEASE	0.00	2000.00	0.00	0.00	0.00	15.42	397.52	0.00	1602.48	1602.48	80.12%
100001321.000	TELEPHONE	0.00	6500.00	0.00	0.00	0.00	266.97	4628.25	0.00	1871.75	1871.75	28.79%
100001322.000	INTERNET	0.00	2700.00	0.00	0.00	0.00	552.70	1746.70	0.00	953.30	953.30	35.30%
100001323.000	CABLE	0.00	1500.00	0.00	0.00	0.00	111.22	889.76	0.00	610.24	610.24	40.68%
100001324.000	TRAVEL - ADMIN	0.00	30000.00	0.00	0.00	0.00	810.28	5790.51	0.00	24209.49	24209.49	80.69%
100001325.000	TRAVEL - OPS SAFETY/SECURITY	0.00	1500.00	0.00	0.00	0.00	0.00	0.00	0.00	1500.00	1500.00	100.00%
100001326.000	TRAVEL - OPS AIRFIELD	0.00	4000.00	0.00	0.00	0.00	-168.00	0.00	0.00	4000.00	4000.00	100.00%
100001327.000	COPIER LEASE	0.00	4000.00	0.00	0.00	0.00	241.71	2233.12	0.00	1766.88	1766.88	44.17%
100001328.000	LEGAL PUBLICATIONS	0.00	300.00	0.00	0.00	0.00	0.00	26.43	0.00	273.57	273.57	91.19%
100001330.000	PROMOTIONAL/MARKETING	0.00	100000.00	0.00	0.00	0.00	1817.75	24888.95	0.00	75111.05	75111.05	75.11%
100001340.000	LIABILITY INSURANCE	0.00	110000.00	0.00	0.00	0.00	0.00	56631.00	0.00	53369.00	53369.00	48.51%
100001350.000	WASTE DISPOSAL	0.00	8000.00	0.00	0.00	0.00	1290.32	5417.46	0.00	2582.54	2582.54	32.28%
100001351.000	WATER - UTILITY	0.00	9000.00	0.00	0.00	0.00	1543.90	6026.28	0.00	2973.72	2973.72	33.04%
100001352.000	ELECTRIC - UTILITY	0.00	90000.00	0.00	0.00	0.00	4712.21	41073.77	0.00	48926.23	48926.23	54.36%
100001353.000	GAS - UTILITY	0.00	17000.00	0.00	0.00	0.00	176.87	11898.56	0.00	5101.44	5101.44	30.00%
100001354.000	SEWER - UTILITY	0.00	5000.00	0.00	0.00	0.00	222.14	1750.84	0.00	3249.16	3249.16	64.98%
100001360.000	PSO RADIO	0.00	2000.00	0.00	0.00	0.00	0.00	0.00	0.00	2000.00	2000.00	100.00%
100001361.000	RADIO REPAIRS - OPS AIRFIELD	0.00	4000.00	0.00	0.00	0.00	2360.90	2360.90	0.00	1639.10	1639.10	40.97%
100001370.000	EQUIPMENT RENTAL	0.00	1500.00	0.00	0.00	0.00	0.00	380.00	0.00	1120.00	1120.00	74.66%
100001380.000	BANK SERVICE FEES / CHARGES	0.00	250.00	0.00	0.00	0.00	0.00	0.00	0.00	250.00	250.00	100.00%
100001381.000	DUES & SUBSCRIPTIONS	0.00	7500.00	0.00	0.00	0.00	348.84	4753.25	0.00	2746.75	2746.75	36.62%
100001382.000	INSPECTIONS & LICENSE FEES	0.00	1500.00	0.00	0.00	0.00	0.00	1483.00	0.00	17.00	17.00	1.13%
100001383.000	MISC EXPENSES	0.00	700.00	0.00	0.00	0.00	25.00	41533.43	0.00	-40833.43	-40833.43	***.***
Sub Total Category 3		0.00	736550.00	0.00	0.00	0.00	39041.71	290951.59	0.00	445598.41	445598.41	60.49%
**Category 4												
100001400.000	FURNITURE & FIXTURES	0.00	3000.00	0.00	0.00	0.00	0.00	0.00	0.00	3000.00	3000.00	100.00%
100001401.000	OFFICE & COMPUTER EQUIP	0.00	4000.00	0.00	0.00	0.00	220.93	2107.72	0.00	1892.28	1892.28	47.30%
100001403.000	EQUIPMENT	0.00	50000.00	0.00	0.00	0.00	995.53	32146.78	0.00	17853.22	17853.22	35.70%
100001404.000	PARKING LOT LIGHTS	0.00	100000.00	0.00	0.00	0.00	0.00	0.00	0.00	100000.00	100000.00	100.00%
Sub Total Category 4		0.00	157000.00	0.00	0.00	0.00	1216.46	34254.50	0.00	122745.50	122745.50	78.18%
**Category 5												
100001500.000	T-HANGAR LOAN	0.00	30000.00	0.00	0.00	0.00	2473.64	19689.70	0.00	10310.30	10310.30	34.36%
100001501.000	INTEREST EXPENSE	0.00	7500.00	0.00	0.00	0.00	592.27	4837.58	0.00	2662.42	2662.42	35.49%
100001510.000	REIMBURSABLE EXPENSES	0.00	50000.00	0.00	0.00	0.00	4241.85	34256.05	0.00	15743.95	15743.95	31.48%
Sub Total Category 5		0.00	87500.00	0.00	0.00	0.00	7307.76	58783.33	0.00	28716.67	28716.67	32.81%

Appropriation Report

APPROP	TITLE	FORWARDED	CURRENT	TRANSFRD	ADDL/ADJ	ENCUM	EXP-MTD	EXP-YTD	LIQ NOT EXP FWD	UNENCUM BAL	UNEXPEND BAL	% LEFT
SubTotal Fund 100		0.00	2906858.00	0.00	0.00	0.00	175122.36	1300980.25	0.00	1605877.75	1605877.75	55.24%
**Fund 150												
**Category 4												
150001400.000	ISU ROOF	0.00	200000.00	0.00	0.00	0.00	93847.50	93847.50	0.00	106152.50	106152.50	53.07%
SubTotal Category 4		0.00	200000.00	0.00	0.00	0.00	93847.50	93847.50	0.00	106152.50	106152.50	53.07%
SubTotal Fund 150		0.00	200000.00	0.00	0.00	0.00	93847.50	93847.50	0.00	106152.50	106152.50	53.07%
**Fund 200												
**Category 4												
200001400.000	CAPITAL EXP-BUILDING	0.00	20000.00	0.00	0.00	0.00	0.00	0.00	0.00	20000.00	20000.00	100.00%
200001410.000	CAPITAL	0.00	20000.00	0.00	0.00	0.00	0.00	0.00	0.00	20000.00	20000.00	100.00%
SubTotal Category 4		0.00	40000.00	0.00	0.00	0.00	0.00	0.00	0.00	40000.00	40000.00	100.00%
SubTotal Fund 200		0.00	40000.00	0.00	0.00	0.00	0.00	0.00	0.00	40000.00	40000.00	100.00%
*** GRAND TOTAL ***		0.00	3146858.00	0.00	0.00	0.00	268969.86	1394827.75	0.00	1752030.25	1752030.25	55.67%

Revenue Report

Date : 09/04/2020 12:38:53 PM

All Revenue

REVENUEACCOUNTS.FRX

Post Date From 08/01/2020 Thru 08/31/2020

User ID: KELSEY

Grouped By Fund

Ordered By Revenue

REVENUE	TITLE	GL #	REVENUE MONTH TO DATE	REVENUE YEAR TO DATE
**Fund 100				
100110.000	PROPERTY TAXES		0.00	611423.94
100111.000	LICENSE EXCISE TAX REVENUE		0.00	51434.66
100112.000	F.I.T REVENUE		0.00	11173.43
100113.000	C.V.E.T REVENUE		0.00	6223.27
100114.000	CAGIT		23728.34	198437.72
100115.000	CAGIT PTRC		0.00	0.00
100201.000	BUILDING 1 REVENUE		9361.42	97039.83
100202.000	BUILDING 2 REVENUE		4658.85	32267.70
100203.000	BUILDING 3 REVENUE		935.00	8750.00
100204.000	BUILDING 4 REVENUE		1290.79	10289.68
100205.000	BUILDING 5 REVENUE		0.00	8743.04
100206.000	BUILDING 6 REVENUE		9678.80	38715.20
100207.000	BUILDING 7 REVENUE		5317.50	32581.95
100208.000	BUILDING 8 REVENUE		630.00	2205.00
100212.000	BUILDING 12 REVENUE		0.00	36910.50
100213.000	BUILDING 13 REVENUE		1250.00	10000.00
100214.000	BUILDING 14 REVENUE		12184.00	85288.00
100215.000	BUILDING 15 REVENUE		0.00	0.00
100216.000	BUILDING 16 REVENUE		2417.06	9668.24
100217.000	BUILDING 17 REVENUE		0.00	4216.00
100220.000	BUILDING 20 REVENUE		750.00	6000.00
100221.000	21/22 BUILDING REVENUE		3883.04	39618.04
100225.000	BUILDING 25 REVENUE		650.00	10300.00
100300.000	STORAGE LEASE REVENUE		440.00	4240.00
100301.000	FARM LEASE REVENUE		0.00	55386.06
100302.000	LAND LEASE REVENUE		0.00	0.00
100303.000	RESTAURANT REVENUE		0.00	0.00
100304.000	AIRPORT FACILITY FEES		0.00	350.00
100305.000	RENTAL CAR CONCESSION FEE		0.00	1184.62
100306.000	FUEL FLOWAGE REVENUE		2367.10	13038.05
100307.000	ARFF LIABILITY REVENUE		500.00	4000.00
100308.000	LANDING FEE REVENUE		725.20	4501.10
100309.000	FBO FUEL		185.19	2952.98
100310.000	DE ICING REVENUE		0.00	0.00
100900.000	REFUNDS & REIMBURSEMENTS		4482.39	32587.11
100910.000	STATE GRANT REIMB		0.00	0.00
100950.000	INTEREST REVENUE		25.91	1171.36
100999.000	MISCELLANEOUS REVENUE		21000.00	40295.42
SubTotal Fund 100			106460.59	1470992.90

Revenue Report

Date : 09/04/2020 12:38:53 PM
REVENUEACCOUNTS.FRX

User ID: KELSEY

REVENUE	TITLE	GL #	REVENUE MONTH TO DATE	REVENUE YEAR TO DATE
**Fund 150				
150150.000	RAINY DAY TRANSFER		0.00	246586.95
SubTotal Fund 150			0.00	246586.95
**Fund 200				
200110.000	CUM PROPERTY TAX REVENUE		0.00	30724.82
200111.000	LICENSE EXCISE TAX REVENUE		0.00	2584.69
200112.000	F.I.T REVENUE		0.00	561.48
200113.000	C.V.E.T REVENUE		0.00	312.73
200950.000	INTEREST REVENUE		0.00	21.77
SubTotal Fund 200			0.00	34205.49
**Fund 208				
208208.000	LEVY EXCESS REVENUE		0.00	0.00
SubTotal Fund 208			0.00	0.00
**Fund 300				
300110.000	TIF PROPERTY TAX REVENUE		0.00	372362.36
300950.000	INTEREST REVENUE		0.00	151.92
SubTotal Fund 300			0.00	372514.28
**Fund 350				
350900.000	REFUND & REIMBURSEMENTS (TIF CONSTRUCTION)		0.00	18271.87
SubTotal Fund 350			0.00	18271.87
**Fund 400				
400400.000	FED GRANT REVENUE		0.00	501460.43
400410.000	STATE GRANT REVENUE		21534.20	81686.63
400900.000	REFUND & REIMBURSEMENTS (AIP)		0.00	0.00
SubTotal Fund 400			21534.20	583147.06
**Fund 500				
500950.000	INTEREST REVENUE		0.00	449.96
SubTotal Fund 500			0.00	449.96
**Fund 806				
806806.000	PAYROLL RECEIPTS		60173.91	584404.78
SubTotal Fund 806			60173.91	584404.78
*** GRAND TOTAL ***			188168.70	3310573.29

Installed by the Terre Haute Regional Airport-2019
Depository Statement and Cash Reconciliation

Page : 1
 Date : 09/02/2020 03:36:50 PM
 BANK_REC_STMT.FRX
 User ID: KELSEY

Bank Rec. Batch - 1
 Bank - 1-FIRST FINANCIAL | OPERATING
 FOR THE MONTH ENDING AUGUST, 2020

Depository Balance: 1093413.35

Deduct Outstanding
 Warrants/Deposits:

DATE	WARRANT #	NAME	CK=WARRANT DEP=DEPOSIT	AMOUNT
05/01/2017	OLD EFT	FFB HANGAR LOAN	CK	2737.18
09/01/2017	OLD EFT	DUKE ENERGY	CK	46.86
01/01/2018	OLD EFT	JOINK	CK	391.58
01/01/2018	OLD EFT	POPLAR FLOWER BA	CK	74.90
02/01/2018	OLD EFT	IN AMER	CK	58.77
02/01/2018	OLD EFT	JOINK	CK	406.92
05/01/2018	OLD EFT	JOINK	CK	16.45
05/01/2018	OLD EFT	JOINK	CK	199.00
06/01/2018	OLD EFT	JOINK	CK	199.00
07/01/2018	OLD EFT	JOINK	CK	199.00
08/01/2018	OLD EFT	JOINK	CK	199.00
09/01/2018	OLD EFT	JDF WEBPAY	CK	182.55
12/01/2017	10859	OS CHECK	CK	85.00
08/12/2020	12615	CROSSROADS DOOR & HARDWARE,	CK	2797.00
08/12/2020	12625	JOSH THOMPSON	CK	183.00
08/23/2019	M743	HEALTH SAVINGS ACCOUNT	CK	840.00

Total Outstanding Deposits: 0
 Total Outstanding Warrants: 8616.21

Installed by the Terre Haute Regional Airport-2019
Depository Statement and Cash Reconciliation

Page : 2
 Date : 09/02/2020 03:36:50 PM
 BANK_REC_STMT.FRX
 User ID: KELSEY

Bank Rec. Batch - 1
 Bank - 1-FIRST FINANCIAL | OPERATING
 FOR THE MONTH ENDING AUGUST, 2020

Depository Balance: 1093413.35

Deduct Outstanding
 Warrants/Deposits:

DATE	WARRANT #	NAME	CK=WARRANT DEP=DEPOSIT	AMOUNT
		Outstanding Deposits:	0	
		Outstanding Warrants:	8616.21	
		Net Depository Balance:		1084797.14
		Subtract Deposits in Transit:		0.00
		Add Cash on Hand:		0.00
	Adjustment # 1	CUM BLDG ACCT BALANCE		111457.10
	Adjustment # 2	FAA ACCT BALANCE		295599.02
	Adjustment # 3	TRUST ACCT BALANCE		176789.85
	Adjustment # 4	FAA HOLDING ACCT BALANCE		258167.79
	Adjustment # 5	TIF ACCT BALANCE		387072.80
	Adjustment # 6	AIP#44 TRANSFER TO FED PROJ		78703.51
	Adjustment # 7	AIP#47 STATE&LOCAL TRANSFER TO		6280.70
	Adjustment # 8	AIP#46 TRANSFER TO FED PROJ		12177.00
		Record Balance:		<u><u>2411044.91</u></u>

Installed by the Terre Haute Regional Airport-2019
Depository Statement and Cash Reconciliation

Page : 1
 Date : 09/02/2020 03:36:36 PM
 BANK_REC_STMT.FRX
 User ID: KELSEY

Bank Rec. Batch - 2
 Bank - 2-FIRST FINANCIAL | FED PROJECTS
 FOR THE MONTH ENDING AUGUST, 2020

Depository Balance: 21534.90

Deduct Outstanding
 Warrants/Deposits:

DATE	WARRANT #	NAME	CK=WARRANT DEP=DEPOSIT	AMOUNT
		Outstanding Deposits:	0	
		Outstanding Warrants:	0	
		Net Depository Balance:		21534.90
		Subtract Deposits in Transit:		0.00
		Add Cash on Hand:		0.00
	Adjustment # 1	AIP#44 TRANSFER FROM OP		-78703.51
	Adjustment # 2	AIP#43 WOOLPERT CK#1036		-0.70
	Adjustment # 3	AIP#46 TRANSFER FROM OP		-12177.00
	Adjustment # 4	AIP#47 TRANSFER FROM OP		-6280.70
		Record Balance:		<u><u>-75627.01</u></u>

Depository Statement and Cash Reconciliation

Date : 09/04/2020 12:36:36 PM

Bank Rec. Batch - 3

BANK_REC_STMT.FRX

Bank - 3-FIRST FINANCIAL | TIF CONSTRUCTION

User ID: KELSEY

FOR THE MONTH ENDING AUGUST, 2020

Depository Balance: 329673.25

Deduct Outstanding Warrants/Deposits:

DATE	WARRANT #	NAME	CK=WARRANT DEP=DEPOSIT	AMOUNT
		Outstanding Deposits:	0	
		Outstanding Warrants:	0	
		Net Depository Balance:		329673.25
		Subtract Deposits in Transit:		0.00
		Add Cash on Hand:		0.00
		Record Balance:		<u>329673.25</u>

Fund Detail History

Date : 09/06/2020 01:22:52 PM
FUND_HIST_DETAIL.FRX

Fund 150
All History

FUND	ACCT PERIOD	TITLE	BEGIN YR BAL	RECEIPTS YTD	EXPENDED YTD	CURRENT BAL
150	8/2020	RAINY DAY	\$299978.40	\$246586.95	\$93847.50	\$452717.85
DATE	DOC NUM	CK NUM	VENDOR / RECEIVED FROM	RECEIVED	EXPENDED	BAL
06/01/2020	984		TERRE HAUTE REGIONAL AIRPORT	\$246586.95	\$0.00	\$546565.35
DAILY SUMMARY FOR 06/01/2020				\$246586.95	\$0.00	\$546565.35
08/12/2020	1732	12620	HANNIG CONSTRUCTION, INC.	\$0.00	\$0.00	\$546565.35
08/12/2020	1777	12645	LEHMAN ROOFING, INC	\$0.00	\$93847.50	\$452717.85
DAILY SUMMARY FOR 08/12/2020				\$0.00	\$93847.50	\$452717.85
09/09/2020	1856	12669	LEHMAN ROOFING, INC	\$0.00	\$13275.00	\$439442.85
09/09/2020	1862	12670	LOUGH BROS ROOFING & SIDING	\$0.00	\$10000.00	\$429442.85
DAILY SUMMARY FOR 09/09/2020				\$0.00	\$23275.00	\$429442.85
Fund # 150		SubTotal		\$246586.95	\$117122.50	\$429442.85
*** GRAND TOTAL ***				\$246586.95	\$117122.50	

Fund Detail History

Date : 09/06/2020 01:21:39 PM

Fund 200

FUND_HIST_DETAIL.FRX

All History

FUND	ACCT PERIOD	TITLE	BEGIN YR BAL	RECEIPTS YTD	EXPENDED YTD	CURRENT BAL
200	8/2020	CUMULATIVE BUILDING	\$77251.61	\$34205.49	\$0.00	\$111457.10
DATE	DOC NUM	CK NUM	VENDOR / RECEIVED FROM	RECEIVED	EXPENDED	BAL
03/29/2020	832		FIRST FINANCIAL BANK	\$11.09	\$0.00	\$77262.70
DAILY SUMMARY FOR 03/29/2020				\$11.09	\$0.00	\$77262.70
06/03/2020	994		VIGO COUNTY AUDITOR	\$874.21	\$0.00	\$78136.91
DAILY SUMMARY FOR 06/03/2020				\$874.21	\$0.00	\$78136.91
06/05/2020	947		VIGO COUNTY PAYABLES	\$33309.51	\$0.00	\$111446.42
DAILY SUMMARY FOR 06/05/2020				\$33309.51	\$0.00	\$111446.42
06/28/2020	998		FIRST FINANCIAL BANK	\$10.68	\$0.00	\$111457.10
DAILY SUMMARY FOR 06/28/2020				\$10.68	\$0.00	\$111457.10
Fund # 200		SubTotal		\$34205.49	\$0.00	\$111457.10
*** GRAND TOTAL ***				\$34205.49	\$0.00	

Fund Detail History

Date : 09/06/2020 01:22:02 PM

Fund 300

FUND_HIST_DETAIL.FRX

All History

FUND	ACCT PERIOD	TITLE	BEGIN YR BAL	RECEIPTS YTD	EXPENDED YTD	CURRENT BAL
300	8/2020	TIF	\$699333.05	\$372514.28	\$684774.73	\$387072.60
DATE	DOC NUM	CK NUM	VENDOR / RECEIVED FROM	RECEIVED	EXPENDED	BAL
01/08/2020	1173	12350	SYCAMORE ENGINEERING, INC.	\$0.00	\$940.00	\$698393.05
01/08/2020	1177	12351	FIRST FINANCIAL BANK	\$0.00	\$181877.38	\$516515.67
DAILY SUMMARY FOR 01/08/2020				\$0.00	\$182817.38	\$516515.67
02/12/2020	1256	12360	COX, ZWERNER, GAMBILL & SULLIVAN,	\$0.00	\$1005.00	\$515510.67
DAILY SUMMARY FOR 02/12/2020				\$0.00	\$1005.00	\$515510.67
03/11/2020	1357	12439	WOOLPERT	\$0.00	\$9895.00	\$505615.67
DAILY SUMMARY FOR 03/11/2020				\$0.00	\$9895.00	\$505615.67
03/29/2020	833		FIRST FINANCIAL BANK	\$77.62	\$0.00	\$505693.29
DAILY SUMMARY FOR 03/29/2020				\$77.62	\$0.00	\$505693.29
04/04/2020	1390	12457	COX, ZWERNER, GAMBILL & SULLIVAN,	\$0.00	\$90.00	\$505603.29
DAILY SUMMARY FOR 04/04/2020				\$0.00	\$90.00	\$505603.29
05/13/2020	1498	12496	COX, ZWERNER, GAMBILL & SULLIVAN,	\$0.00	\$360.00	\$505243.29
DAILY SUMMARY FOR 05/13/2020				\$0.00	\$360.00	\$505243.29
06/05/2020	947		VIGO COUNTY PAYABLES	\$372362.36	\$0.00	\$877605.65
DAILY SUMMARY FOR 06/05/2020				\$372362.36	\$0.00	\$877605.65
06/10/2020	1572	12562	TRIAERO HOLDINGS	\$0.00	\$14919.57	\$862686.08
DAILY SUMMARY FOR 06/10/2020				\$0.00	\$14919.57	\$862686.08
06/28/2020	997		FIRST FINANCIAL BANK	\$74.30	\$0.00	\$862760.38
DAILY SUMMARY FOR 06/28/2020				\$74.30	\$0.00	\$862760.38
07/08/2020	1655	12563	COX, ZWERNER, GAMBILL & SULLIVAN,	\$0.00	\$300.00	\$862460.38
DAILY SUMMARY FOR 07/08/2020				\$0.00	\$300.00	\$862460.38
07/09/2020	1692	12600	FIRST FINANCIAL BANK	\$0.00	\$178687.70	\$683772.68
DAILY SUMMARY FOR 07/09/2020				\$0.00	\$178687.70	\$683772.68
08/12/2020	1742	12643	VIGO COUNTY TREASURER	\$0.00	\$296460.08	\$387312.60
08/12/2020	1744	12614	COX, ZWERNER, GAMBILL & SULLIVAN,	\$0.00	\$240.00	\$387072.60
DAILY SUMMARY FOR 08/12/2020				\$0.00	\$296700.08	\$387072.60
09/09/2020	1799	12691	WOOLPERT	\$0.00	\$3170.00	\$383902.60
09/09/2020	1821	12656	COX, ZWERNER, GAMBILL & SULLIVAN,	\$0.00	\$450.00	\$383452.60
DAILY SUMMARY FOR 09/09/2020				\$0.00	\$3620.00	\$383452.60
Fund # 300		SubTotal		\$372514.28	\$688394.73	\$383452.60

*** GRAND TOTAL ***

\$372514.28 \$688394.73

Fund Detail History

Date : 09/06/2020 01:22:21 PM

Fund 350
All History

FUND_HIST_DETAIL.FRX

FUND	ACCT PERIOD	TITLE	BEGIN YR BAL	RECEIPTS YTD	EXPENDED YTD	CURRENT BAL
350	8/2020	TIF CONSTRUCTION LOAN	\$1194814.79	\$18271.87	\$883413.41	\$329673.25
DATE	DOC NUM	CK NUM	VENDOR / RECEIVED FROM	RECEIVED	EXPENDED	BAL
01/08/2020	1169	1029	CDI, INC.	\$0.00	\$172867.64	\$1021947.15
01/08/2020	1170	1030	CDI, INC.	\$0.00	\$445186.21	\$576760.94
DAILY SUMMARY FOR 01/08/2020				\$0.00	\$618053.85	\$576760.94
02/12/2020	1263	1031	WABASH VALLEY ASPHALT CO.	\$0.00	\$0.00	\$576760.94
DAILY SUMMARY FOR 02/12/2020				\$0.00	\$0.00	\$576760.94
03/11/2020	1346	1032	WABASH VALLEY ASPHALT CO.	\$0.00	\$72295.89	\$504465.05
03/11/2020	1347	1033	WABASH VALLEY ASPHALT CO.	\$0.00	\$23591.03	\$480874.02
DAILY SUMMARY FOR 03/11/2020				\$0.00	\$95886.92	\$480874.02
06/17/2020	986		FEDERAL PROJECTS	\$18271.87	\$0.00	\$499145.89
DAILY SUMMARY FOR 06/17/2020				\$18271.87	\$0.00	\$499145.89
07/08/2020	1682	1034	CDI, INC.	\$0.00	\$169472.64	\$329673.25
DAILY SUMMARY FOR 07/08/2020				\$0.00	\$169472.64	\$329673.25
09/09/2020	1863	1035	LOUGH BROS ROOFING & SIDING	\$0.00	\$3644.93	\$326028.32
09/09/2020	1864	1036	RELIABLE GARAGE DOORS INC.	\$0.00	\$4111.21	\$321917.11
09/09/2020	1865	1037	SYCAMORE ENGINEERING, INC.	\$0.00	\$597.75	\$321319.36
09/09/2020	1866	1038	JIM DAVIS CARPET CLEANING &	\$0.00	\$1845.95	\$319473.41
DAILY SUMMARY FOR 09/09/2020				\$0.00	\$10199.84	\$319473.41
Fund # 350 SubTotal				\$18271.87	\$893613.25	\$319473.41
*** GRAND TOTAL ***				\$18271.87	\$893613.25	

